

Student Name First_name Last_name: _____ Date: _____

Nursing School: _____ Instructor: _____

Campus Location at D.M. _____ Department at D.M. _____ Dates of Rotation: _____ to _____



Sunrise Clinical Manager Assessment - Nursing Students

Directions: Complete the following knowledge-based questions. You do not need to look at or to enter information on your computer to answer questions 1-3:

1. The DRHS policy on passwords reads as follows **(Circle the correct letter)**:
 - A. If you forget your password, it is okay to use your supervisor's password to log in to the system.
 - B. If you forget your password, call the Help Desk.
 - C. If you forget your password, you can sign in on another PC on the unit.
2. On the **Results Tab**, in the Results Selection box, which of the following would you select in order to "view" all results for your patient? **(Circle the correct answer)**
 - A. Laboratory
 - B. All
 - C. Imaging
 - D. None
3. On the **Results Tab**, if you have a Chest X-ray, you can view an Expanded Result? **(Circle the correct answer)**
 - A. True
 - B. False

4. What is the name of the list that allows you to add patients that are assigned to you?
- My list
 - Patients List
 - My Assigned Patients
 - None of the above

5. In the illustration below, circle the area you would click on to view existing orders

Sunrise Acute Care

File Registration Edit View GoTo Actions Preferences Tools Help


No Patient Selected


Patient List Orders Results Documents Flowsheets Patient Info Summary Clinical Summary


Current List: *Train, Hawaii Select All Patients 18 Visit(s) Save Selected Patients...


Assign... Location	Patient Name	Privacy Status	Code Sta...	Nurse	Check Orders	Patient ID / Visit Number	Provider	Visit Re
EKG -	Train1, Hawaii	.			!	10004181/100065887	UnKnown, 022392	SORE TOE
EKG -	Train10, Hawaii	.	DNR		!	10004179/100065861	Jones, Jesse L	HEADACHE
EKG -	Train11, Hawaii	.			!	10004185/100065929	Scott, Albert	ABD PAIN
EKG -	Train12, Hawaii	.			!	10004193/100066000	Scott, Albert	FOR SURGERY
EKG -	Train14, Hawaii	.			!	10004207/100066141	Scott, Albert	ABDOMINAL PAIN
EKG -	Train15, Hawaii	.			!	10004213/100066208	Jacobs, Norman	BLUE FEET

Match the following icons with their descriptions:


- 

View has been filtered.
- 

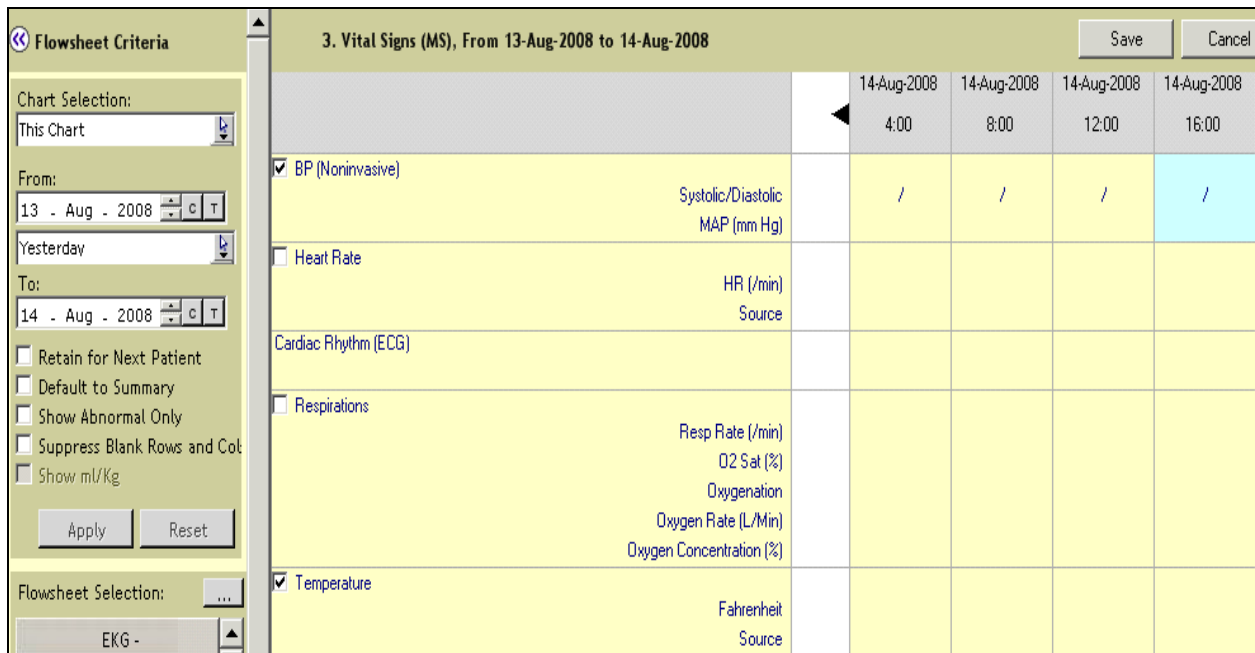
These orders will NOT be sent to the department until they are released.
- 

Order should be performed NOW.
- 

Administered on an as-needed basis.

10. What does the following icon  allow you to do?

- A. Go to the DeKalb Medical Intranet Page
- B. View additional information about results
- C. Enter the Vitals flowsheet
- D. Select a patient



		14-Aug-2008	14-Aug-2008	14-Aug-2008	14-Aug-2008
		4:00	8:00	12:00	16:00
<input checked="" type="checkbox"/>	BP (Noninvasive) Systolic/Diastolic MAP (mm Hg)	/	/	/	/
<input type="checkbox"/>	Heart Rate HR (/min) Source				
	Cardiac Rhythm (ECG)				
<input type="checkbox"/>	Respirations Resp Rate (/min) O2 Sat (%) Oxygenation Oxygen Rate (L/Min) Oxygen Concentration (%)				
<input checked="" type="checkbox"/>	Temperature Fahrenheit Source				

Using the above illustration, enter the following vital signs for your patient (Q10-14):

- 11. BP - 120/95
- 12. Pulse - 104
- 13. Respirations - 26
- 14. Temperature - 97.3

15. Why would you add a time column to a flowsheet?
- A. To document your clinical rotation hours
 - B. To make the column look neater
 - C. To document the actual time the vitals were taken
 - D. To document the time you want to take the vitals

16. In the illustration below, circle the icon you would use to access the patient profile:

The screenshot shows a software interface for 'Train1, Hawaii - Sunrise Acute Care'. At the top, there is a menu bar with 'File', 'Registration', 'Edit', 'View', 'GoTo', 'Actions', 'Preferences', 'Tools', and 'Help'. Below the menu is a toolbar with various icons. The main area displays patient information for 'Train1, Hawaii' with ID '10004181 / 100065887' and 'UnKnown, 022392'. Below this is a tabbed interface with 'Patient List' selected. A search bar shows 'Current List: *Train, Hawaii' and '18 Visit(s)'. The main part of the screen is a table with the following data:

Assign... Location	Patient Name	Privacy Status	Code Sta...	Nurse	Check Orders	Patient ID / Visit Number	Provider	Visit Reason	Flag New	New Res...	Visit Type
EKG -	Train1, Hawaii	.			!	10004181/100065887	UnKnown, 022392	SORE TOE	<input checked="" type="checkbox"/>	!	Outpatie...
EKG -	Train10, Hawaii	.	DNR		!	10004179/100065861	Jones, Jesse L	HEADACHE	<input checked="" type="checkbox"/>	!	Outpatie...
EKG -	Train11, Hawaii	.			!	10004185/100065929	Scott, Albert	ABD PAIN	<input checked="" type="checkbox"/>	!	Outpatie...
EKG -	Train12, Hawaii	.			!	10004193/100066000	Scott, Albert	FOR SURGERY	<input checked="" type="checkbox"/>	!	Outpatie...
EKG -	Train14, Hawaii	.			!	10004207/100066141	Scott, Albert	ABDOMINAL PAIN	<input checked="" type="checkbox"/>	!	Outpatie...
EKG -	Train15, Hawaii	.			!	10004213/100066208	Jacobs, Norman	BLUE FEET	<input checked="" type="checkbox"/>	!	Outpatie...
EKG -	Train16, Hawaii	.			!	10004219/100066265	Scott, Albert	DON'T FEEL GOOD	<input checked="" type="checkbox"/>	!	Outpatie...
EKG -	Train17, Hawaii	.			!	10004226/100066331	Jacobs, Norman	BOWELS LOCKED UP	<input checked="" type="checkbox"/>	!	Outpatie...
EKG -	Train18, Hawaii	.			!	10004232/100066398	Scott, Albert	LABOR	<input checked="" type="checkbox"/>	!	Outpatie...
EKG -	Train2, Hawaii	.			!	10004187/100065945	UnKnown, 022392	SORE PINKY	<input checked="" type="checkbox"/>	!	Outpatie...
EKG -	Train3, Hawaii	No Inf...			!	10004191/100065986	UnKnown, 022392	GREEN TOES	<input checked="" type="checkbox"/>	!	Outpatie...
EKG -	Train4, Hawaii	.			!	10004202/100066091	UnKnown, 022392	HEADACHE	<input checked="" type="checkbox"/>	!	Outpatie...
EKG -	Train5, Hawaii	.			!	10004215/100066224	UnKnown, 022392	TUMMY HURTS	<input checked="" type="checkbox"/>	!	Outpatie...
EKG -	Train6, Hawaii	.			!	10004233/100066406	UnKnown, 022392	BLEEDING	<input checked="" type="checkbox"/>	!	Outpatie...
EKG -	Train7, Hawaii	.			!	10004240/100066471	UnKnown, 022392	KNEE BROKE	<input checked="" type="checkbox"/>	!	Outpatie...
EKG -	Train8, Hawaii	.			!	10004238/100066455	Coralli, Richard	PECANITIS	<input checked="" type="checkbox"/>	!	Outpatie...
EKG -	Train9, Hawaii	.			!	10004237/100066448	Coralli, Richard	SPOTTYVEGITITUS	<input checked="" type="checkbox"/>	!	Outpatie...
EKG -	Xtrain13, Haw...	.			!	10004200/100066075	Jacobs, Norman	UTI	<input checked="" type="checkbox"/>	!	Outpatie...

17. How would you enter the height and weight of a patient?
- A. From the patient profile, click on the Height and Weight expandable section
 - B. Click on the patient header area located on the default screen
 - C. You can not enter height and weight for a patient in the Acute Care System
 - D. None of the above

18. A “No Information” patient means that you should tell all inquiries there is no patient here by that name?

- A. True
- B. False

19. Enter the Height and Weight for your patient in the illustration below:

Height: 5'6

Weight: 120 lbs

The screenshot shows a medical charting software interface. On the left is a 'Document Info' sidebar with a tree view of sections. The 'Height and Weight' section is selected. The main area displays the 'Height and Weight' section with input fields for 'Admit Height - Feet', 'Admit Height - Inches', 'Total Inches', 'Admit Weight (lb)', 'Admit Weight (kg)', 'Source', and 'Method'. Below this is the 'Allergies' section with the text 'No Known Allergies;'. At the bottom is the 'Signatures' section with a signature 'Train, 1 (RN)[Signed 25-Jul-08 17:06]' and 'Authored: <R> Allergies'.

20. Which icon do you click to enter Allergies?

